

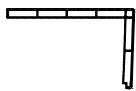




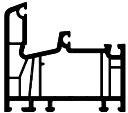
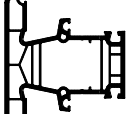
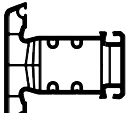

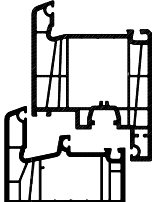
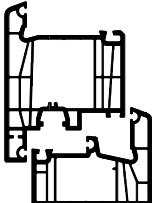


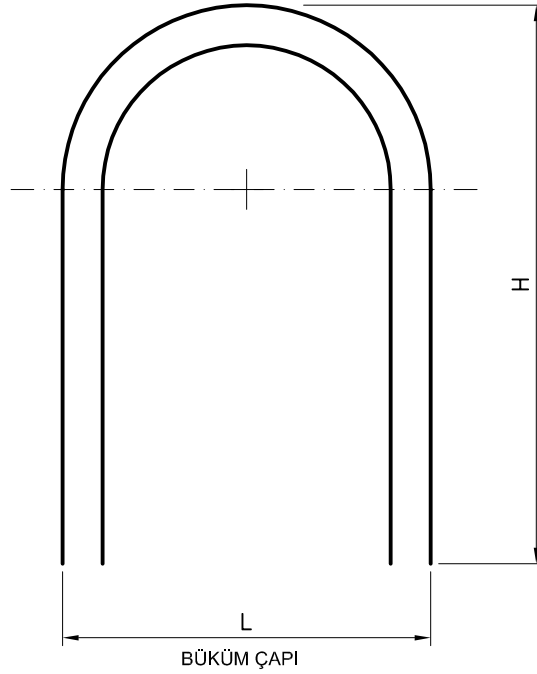
## KEMERLİ PENCERE BÜKÜM ÖLÇÜLERİ



PROFİL ADI	KOMPLE BÜKÜM	KAYNAKLI BÜKÜM	BÜKÜM ÇAPMI MİN - MAX (mm)
 <ul style="list-style-type: none"> <li>CAM ÜSTÜ YAPIŞTIRMA ÇITASI</li> <li>KAPLAMALI CAM ÜSTÜ YAPIŞTIRMA ÇITASI</li> </ul>	X	X	600-1700
 <ul style="list-style-type: none"> <li>PERVAZ PR. (80)</li> <li>KAPLAMALI PERVAZ PR. (80)</li> </ul>		X	600-1700
 <ul style="list-style-type: none"> <li>CON. KANAT ÇİFTCAM ÇITASI (17.5)</li> <li>KAPLAMALI CON. KN. ÇİFTCAM ÇITASI (17.5)</li> </ul>	X	X	600-1700
 <ul style="list-style-type: none"> <li>CON. KASA ÇİFTCAM ÇITASI (20.5)</li> <li>KAPLAMALI CON. KASA Ç. C. ÇITASI (20.5)</li> </ul>	X	X	600-1700
 <ul style="list-style-type: none"> <li>CON. KANAT ÇİFTCAM ÇITASI (25.5)</li> <li>KAPLAMALI CON. KN. ÇİFTCAM ÇITASI (25.5)</li> </ul>	X	X	600-1700
 <ul style="list-style-type: none"> <li>CON. KASA ÇİFTCAM ÇITASI (28.5)</li> <li>KAPLAMALI CON. KASA Ç. C. ÇITASI (28.5)</li> </ul>	X	X	600-1700
 <ul style="list-style-type: none"> <li>KASA - 68/6 PR.</li> <li>KAPLAMALI KASA - 68/6 PR.</li> </ul>	X	X	600-1700
 <ul style="list-style-type: none"> <li>KASA ORTAKAYIT - 94/6 PR.</li> <li>KAPLAMALI KASA ORTAKAYIT - 94/6 PR.</li> </ul>	X	X	600-1700
 <ul style="list-style-type: none"> <li>KANAT ORTAKAYIT - 78/6 PR.</li> <li>KAPLAMALI KANAT ORTAKAYIT - 78/6 PR.</li> </ul>	X	X	600-1700
 <ul style="list-style-type: none"> <li>KASA - 68/6 / KANAT - 48/6 PR.</li> <li>KAPLAMALI KASA - 68/6 / KANAT - 48/6 PR.</li> </ul>	X	X	650-1350
 <ul style="list-style-type: none"> <li>KASA - 68/6 / KAPI- 72/6 PR.</li> <li>KAPLAMALI KASA - 68/6 / KAPI - 72/6 PR.</li> </ul>	X	X	650-1350
 <ul style="list-style-type: none"> <li>KASA - 68/6 / D.A.KAPI - 100/6 PR.</li> <li>KAPLAMALI KASA - 68/6 / D.A. KAPI - 100/6 PR.</li> </ul>	X	X	650-1350

## KEMERLİ PENCERE İMALAT PRENSİPLERİ

KOMPLE KEMERLİ PENCERE :

BÜKME BOYU :  $2H+L=5.5$  metreyi geçmemelidir.

KAYNAKLI KEMERLİ PENCERE :

