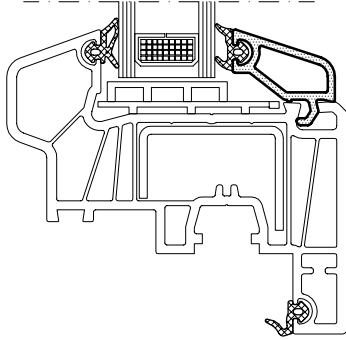
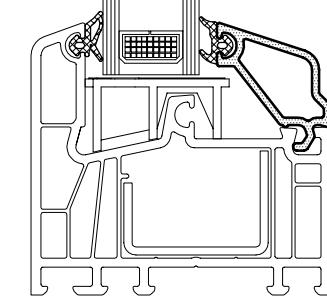


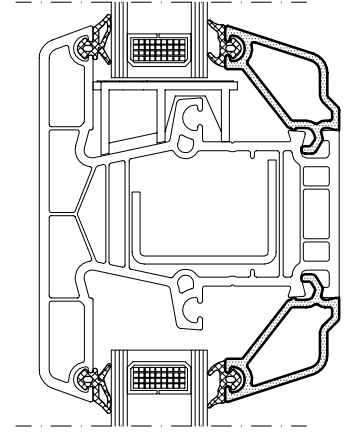
ÇITA, CONTA, CAM KULLANIM TABLOSU



DAMLALIKLI KANAT-48/6

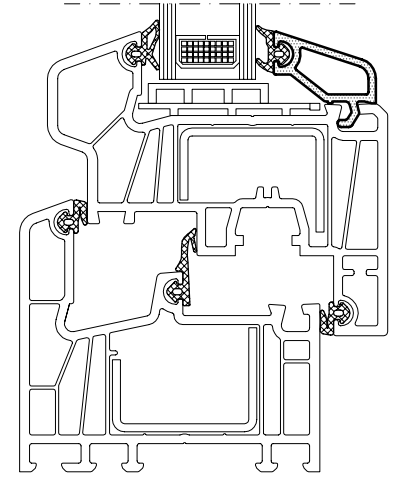


KASA-68/6

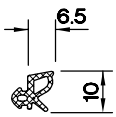


KASA ORTAKAYIT-94/6

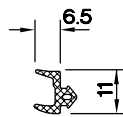
CAM KALINLIĞI (mm)	S-7500				
	ÇİTALAR				CONTA
	CON. KN. Ç. C. ÇİT. (17.5)	CON. KN. Ç. C. ÇİT. (25.5)	CON. KS. Ç. C. ÇİT. (20.5)	CON. KS. Ç. C. ÇİT. (28.5)	R CONTA (6.5)
24-26 mm		X		X	X
32-34 mm	X		X		X
24 mm (Sandwich P)		X		X	X



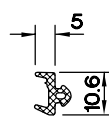
KASA-68/6
DAMLALIKLI KANAT-48/6



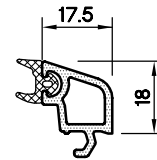
R CONTA (6.5)
7199.165



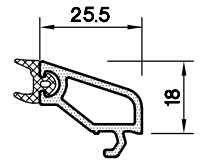
ÇİTA CAM CONTASI (6.5)
7199.216



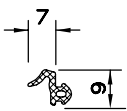
ÇİTA CAM CONTASI (5.0)
7199.215



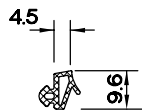
CON. KN. ÇİFTCAM Ç. (17.5)
1275.117



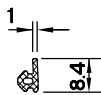
CON. KN. ÇİFTCAM Ç. (25.5)
1275.125



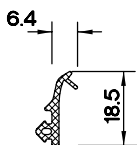
(U) CONTA
7199.313



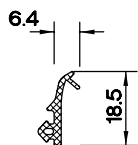
KANAT CONTASI
7199.314



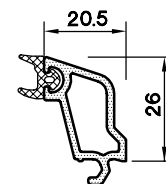
VAKUM CONTASI
7199.911



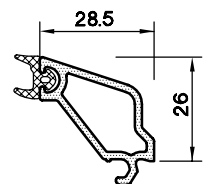
ORTA CONTA (SİYAH)
7175.411



ORTA CONTA (GRİ)
7175.412



CON. KS. ÇİFTCAM Ç. (20.5)
1275.120



CON. KS. ÇİFTCAM Ç. (28.5)
1275.128