

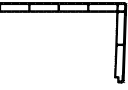






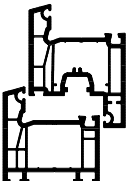
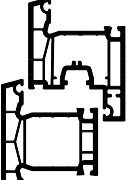


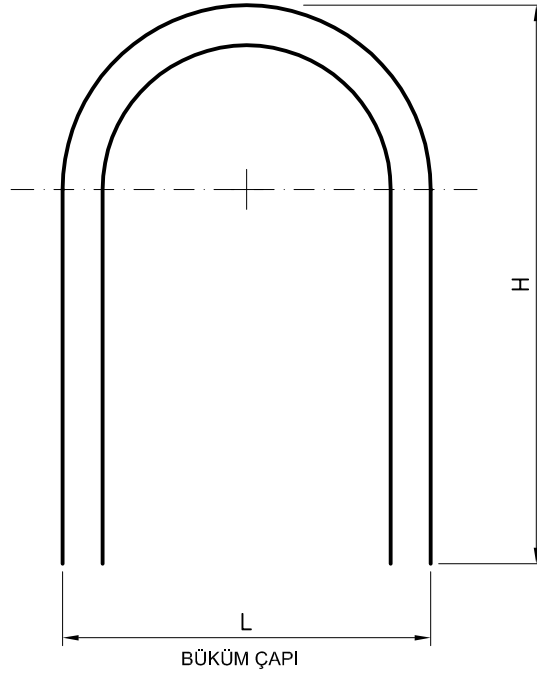
KEMERLİ PENCERE BÜKÜM ÖLÇÜLERİ



PROFİL ADI	KOMPLE BÜKÜM	KAYNAKLI BÜKÜM	BÜKÜM ÇAPI MİN - MAX (mm)
 <ul style="list-style-type: none"> • CAM ÜSTÜ YAPIŞTIRMA ÇİTASI • KAPLAMALI CAM ÜSTÜ YAPIŞTIRMA ÇİTASI 	X	X	600-1700
 <ul style="list-style-type: none"> • PERVAZ PR. (80) • KAPLAMALI PERVAZ PR. (80) 		X	600-1700
 <ul style="list-style-type: none"> • CON. ÇİFTCAM ÇİTASI (17.5) • KAPLAMALI CON. ÇİFTCAM ÇİTASI (17.5) 	X	X	600-1700
 <ul style="list-style-type: none"> • CON. FUGALI ÇİFTCAM ÇİTASI (17.5) • KAPLAMALI CON. FUGALI Ç. C. ÇİTASI (17.5) 	X	X	600-1700
 <ul style="list-style-type: none"> • CON. ÇİFTCAM ÇİTASI (22.5) • KAPLAMALI CON. ÇİFTCAM ÇİTASI (22.5) 	X	X	600-1700
 <ul style="list-style-type: none"> • CON. TEKCAM ÇİTASI (32.5) • KAPLAMALI CON. TEKCAM ÇİTASI (32.5) 	X	X	600-1700
 <ul style="list-style-type: none"> • KASA - 60/4 PR. • KAPLAMALI KASA - 60/4 PR. 	X	X	600-1700
 <ul style="list-style-type: none"> • ORTAKAYIT - 78/4 PR. • KAPLAMALI ORTAKAYIT - 78/4 PR. 	X	X	600-1700
 <ul style="list-style-type: none"> • KASA - 60/4 /KANAT - 57/4 PR. • KAPLAMALI KASA - 60/4 /KANAT - 57/4 PR. 	X	X	650-1350
 <ul style="list-style-type: none"> • ORTAKAYIT - 78/4 /KANAT - 57/4 PR. • KAPLAMALI O.KAYIT - 78/4 /KANAT - 57/4 PR. 	X	X	650-1350

KEMERLİ PENCERE İMALAT PRENSİPLERİ

KOMPLE KEMERLİ PENCERE :

BÜKME BOYU : $2H+L=5.5$ metreyi geçmemelidir.

KAYNAKLI KEMERLİ PENCERE :

