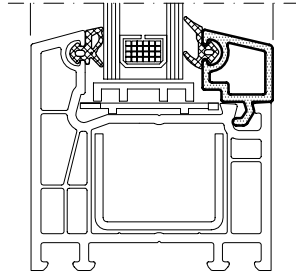
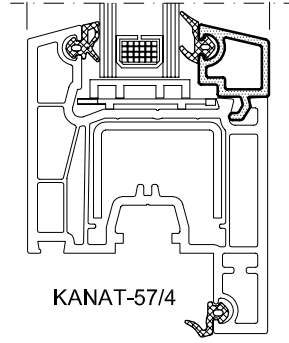









ÇITA, CONTA, CAM KULLANIM TABLOSU



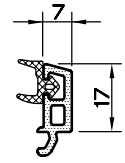
KASA-60/4



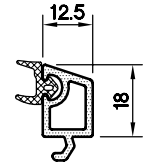
KANAT-57/4

CAM KALINLIĞI (mm)	S-6000						
	ÇİTALAR					CONTALAR	
	 CON. Ç. C. ÇİT. (7.0)	 CON. Ç. C. ÇİT. (12.5)	 CON. Ç. C. ÇİT. (17.5)	 CON. Ç. C. ÇİT. (22.5)	 CON. T. C. ÇİT. (32.5)	 CAM DIŞ C. (3.5)	 R CONTA (6.5)
4 mm					X		X
5 mm					X		X
6 mm					X	X	
17 mm (4+9+4)				X		X	
19 mm (Lambri Pr.)			X				X
20 mm (4+12+4) (Sandwich P)			X				X
22 mm (4+12+6) (5+12+5)			X			X	
24 mm (6+12+6) (Sandwich P)		X					X
*30 mm (4+9+4+9+4)	X						X

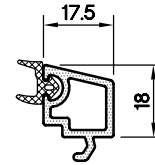
* 30mm 'LIK CAMDA CON. ÇİFTCAM Ç. (7.0) SİNA ÇİTA CONTASI (6.5) 'LIK TAKILIR.



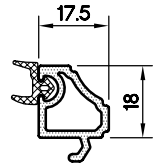
CON. ÇİFTCAM Ç. (7.0)
1299.107



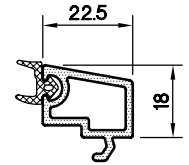
CON. ÇİFTCAM Ç. (12.5)
1299.112



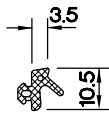
CON. ÇİFTCAM Ç. (17.5)
1299.117



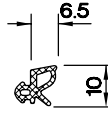
CON. FUGALI ÇİFTCAM Ç. (17.5)
1299.118



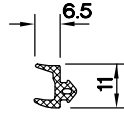
CON. ÇİFTCAM Ç. (22.5)
1299.122



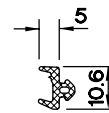
CAM DIŞ CONTA (3.5)
7199.135



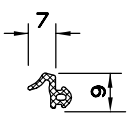
R CONTA (6.5)
7199.165



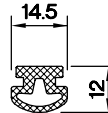
ÇİTA CAM CONTASI (6.5)
7199.216



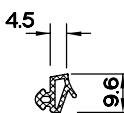
ÇİTA CAM CONTASI (5.0)
7199.215



(U) CONTA
7199.313



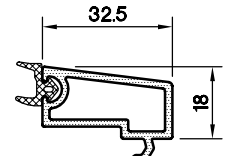
AL. EŞİK ÜST CONTASI
7199.915



KANAT CONTASI
7199.314



VAKUM CONTASI
7199.911



CON. TEKCAM Ç. (32.5)
1299.232