


















GENEL TABLOLAR








ANA PROFİLLER

PROFİL	KOD NO	MALZEME ADI	BİRİM	kg/m
	1160.155	Kasa-55/3 Pr.	m.tül	1.100
	1160.167	Kasa-67/3 Pr.	m.tül	1.310
	1160.187	Kasa-87/3 Pr.	m.tül	1.580
	1160.250	Kanat-50/3 Pr.	m.tül	1.273
	1160.262	Kanat-62/3 Pr.	m.tül	1.480
	1160.263	Kanat-62/2 Pr.	m.tül	1.420
	1160.476	Kanat-76/2 Pr.	m.tül	1.530
	1160.496	Dışa Açılan Kanat-96/3 Pr.	m.tül	1.580
	1160.282	Binili Kanat-82/3Pr.	m.tül	1.450
	1160.283	Binili Kanat-82/2Pr.	m.tül	1.400
	1160.264	Damlalıklı Kanat-62 Pr.	m.tül	1.610
	1160.370	Ortakayıt-70/3 Pr.	m.tül	1.420
	1160.382	Ortakayıt-82/3 Pr.	m.tül	1.420
	1160.360	Damlalıklı Kanat Ortakayıt-60 Pr.	m.tül	1.125
	1160.512	Dışa Açılan Kapı-120 Pr.	m.tül	1.780

ANA PROFİLLER

PROFİL	KOD NO	MALZEME ADI	BİRİM	kg/m
	1161.595	Kapı-95/4 Pr.	m.tül	1.940
	1161.596	Dışa Açılan Kapı-115/4 Pr.	m.tül	1.900


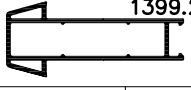
















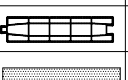
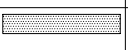


ÇİTALAR

PROFİL	KOD NO	MALZEME ADI	BİRİM	kg/m
	1299.107	Con. Çiftcam Ç. (7.0)	m.tül	0.165
	1299.112	Con. Çiftcam Ç. (12.5)	m.tül	0.218
	1299.117	Con. Çiftcam Ç. (17.5)	m.tül	0.258
	1299.118	Con. Fugalı Çiftcam Ç. (17.5)	m.tül	0.234
	1299.122	Con. Çiftcam Ç. (22.5)	m.tül	0.278
	1299.127	Con. Çiftcam Ç. (27.5)	m.tül	0.310
	1299.232	Con. Tekcam Ç. (32.5)	m.tül	0.328



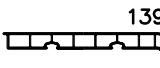

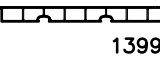

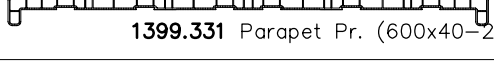
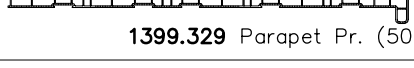
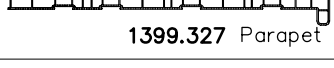




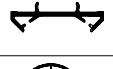









CONTALAR

CONTA	KOD NO	MALZEME ADI	BİRİM	kg/m
	7199.313	(U) Conta	m.tül	0.042
	7199.215	Çita Cam Contası (5)	m.tül	0.045
	7199.216	Çita Cam Contası(6.5)	m.tül	0.058
	7199.135	Cam Dış Conta(3.5)	m.tül	0.053
	7199.165	R Conta (6.5)	m.tül	0.057
	7199.314	Kanat Contası	m.tül	0.050
	7199.911	Vakum Contası	m.tül	0.023
	7199.915	Al. Eşik Üst Contası	m.tül	0.103
	7580.918	Açılır Ray Fırça C. (8)	m.tül	0.007

YARDIMCI PROFİLLER






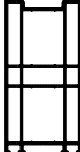
PROFİL	KOD NO	MALZEME ADI	BİRİM	kg/m
	1399.213	Bağ Pr.(19)	m.tül	0.165
	1399.210	Bağ Pr.(40)	m.tül	0.835
	1399.211	Bağ Kapama Pr.-(15)	m.tül	0.280
	1399.372	Kapama Pr.(18)	m.tül	0.065
	1399.373	Geniş Kapama Pr.(32)	m.tül	0.125
	1399.371	Kasa Bini Pr.	m.tül	0.180
	1399.101	Kanal Kapama Pr.	m.tül	0.030
	1399.110	Damlalık Pr.(28)	m.tül	0.156
	1399.251	Kasa Taban Pr.	m.tül	0.590
	1399.301	Pervaz Pr. (80)	m.tül	0.580
	1399.311	Pervaz (80) Adap. Pr.	m.tül	0.240
	1399.310	Pervaz (150) Adap. Pr.	m.tül	0.235
	1399.303	Pervaz Pr. (150)	m.tül	0.850
	1399.304	Pervaz(150) Kapak Pr.	m.tül	0.345
	1399.351	T-Pr. (28x28)	m.tül	0.140
	1399.353	T-Pr. (40x50)	m.tül	0.255
	1399.361	L-Pr. (15x30)	m.tül	0.110
	1399.363	L-Pr. (33x40)	m.tül	0.235
	1399.115	Lambri Pr.(19x100)	m.tül	0.800
	1399.117	Lambri Pr.(24x100)	m.tül	0.744
	H999.120	Sandwich Panel (20)	m ²	5.227
	H999.124	Sandwich Panel (24)	m ²	5.330

YARDIMCI PROFİLLER
















PROFİL	KOD NO	MALZEME ADI	BİRİM	kg/m
	1399.335	Parapet Pr. (125)	m.tül	1.410
	1399.336	Parapet Pr. (200)	m.tül	2.200
	1399.337	Parapet Pr. (200x25)	m.tül	1.600
	1399.338	Parapet Pr. (250x45)	m.tül	2.220
	1399.339	Parapet Pr. (300x70)	m.tül	2.780
	1399.333	Parapet Pr. (600x40)	m.tül	4.930
	1399.331	Parapet Pr. (600x40-2)	m.tül	5.090
	1399.329	Parapet Pr. (500x40)	m.tül	4.060
	1399.327	Parapet Pr. (400x40)	m.tül	3.300
	1399.325	Parapet Pr. (300x40)	m.tül	2.540
	1399.323	Parapet Pr. (200x40)	m.tül	1.840
	1399.252	Tırnaksız Kasa Taban Pr.	m.tül	0.491
	H999.420	Havalandırma Pr.Seti-20	m.tül	0.410
	1399.230	Köşe Dönüş Pr.(60)	m.tül	0.360
	1399.241	PVC Boru ø 63	m.tül	0.740
	1399.244	PVC Boru ø 50	m.tül	0.475
	1399.231	90° Köşe Dönüş Pr.	m.tül	0.910
	1399.233	135° Köşe Dönüş Pr.	m.tül	0.680
	1399.221	PVC Kutu Pr. (30x50)	m.tül	0.550
	1399.222	PVC Kutu Pr. (40x60)	m.tül	0.685
	1399.223	PVC Kutu Pr. (60x100)	m.tül	1.060
	1399.120	Cam Ü.Yapıştırma Ç.	m.tül	0.140
	1399.375	Kenar Pr.	m.tül	0.100

GENEL TABLOLAR


































YARDIMCI PROFİLLER

PROFİL	KOD NO	MALZEME ADI	BİRİM	kg/m
	1360.101	Çift Kanat Bini Pr.	m.tal	1.100
	1399.376	Eşik Kapama Pr.	m.tal	0.191
	1399.261	Kasa Uzatma Pr. (15)	m.tal	0.460
	1399.262	Kasa Uzatma Pr. (30)	m.tal	0.760
	1399.263	Kasa Uzatma Pr. (60)	m.tal	1.040
	1399.264	Kasa Uzatma Pr. (120)	m.tal	1.875

ALÜMİNYUM PROFİLLER

PROFİL	KOD NO	MALZEME ADI	BİRİM	kg/m
	6599.301	Al. Adaptör Pr. (50)	m.tal	0.425
	6599.201	Al. Parapet Adap. Pr.	m.tal	0.440
	6399.120	Al.Kapı Altlığı Pr.	m.tal	0.680
	6399.101	Al. Eşik Pr.	m.tal	0.325
	6199.250	Al. Boru ø 50	m.tal	0.785
	6199.240	Al. Boru ø 40	m.tal	0.620
	6099.159	Al. Kutu Pr. (50x90)	m.tal	1.280
	6160.146	Al. Kutu Pr. (40x60)	m.tal	0.875
	6199.135	Al. Kutu Pr. (30x50)	m.tal	0.790
	6399.512	Al. Denizlik Pr. (120)	m.tal	0.650
	6399.515	Al. Denizlik Pr. (150)	m.tal	0.805
	6399.520	Al. Denizlik Pr. (200)	m.tal	1.110
	6399.103	Al. Eşik Pr.	m.tal	0.623
	6399.124	Al. Kapı Altlığı Pr.	m.tal	0.185
	6399.126	Al. Kapı Altlığı -16 Pr.	m.tal	0.180

DESTEK SAÇLARI

PROFİL	KOD NO	MALZEME ADI	ATALET MOMENTİ I _y =cm ⁴	BİRİM	kg/m
	5160.111	Kasa-67 Destek Saçı (1.5)	2.0	m.tal	0.955
	5160.112	Kasa-67 Destek Saçı (2.0)	2.6	m.tal	1.220
	5160.121	Kasa-87 Destek Saçı (1.5)	3.2	m.tal	1.400
	5160.212	Kanat-62/3 Destek Saçı (2.0)	2.4	m.tal	1.220
	5160.221	Kanat-62/2 Destek Saçı (1.5)	5.0	m.tal	1.375
	5160.411	Kanat-76 Destek Saçı (1.5)	6.5	m.tal	1.550
	5260.411	Kanat-76 Delikli Destek Saçı(1.5)	6.5	m.tal	1.550
	5160.251	Kanat-50/3 Destek Saçı (1.5)	2.0	m.tal	0.800
	5160.252	Kanat-50/3 Destek Saçı (2.0)	2.5	m.tal	1.055
	5160.421	D. Açılan Kanat-96/3 Destek Saçı (1.5)	4.5	m.tal	1.440
	5260.421	D. Açılan Kanat-96/3 Delikli Destek Saçı(1.5)	4.5	m.tal	1.440
	5160.422	D. Açılan Kanat-96/3 Destek Saçı (2.0)	5.8	m.tal	1.900
	5160.231	Binili Kanat-82/2 Destek Saçı (1.5)	3.0	m.tal	1.050
	5160.241	Damlalıklı Kanat-62 Destek Saçı (1.5)	3.1	m.tal	1.100
	5160.331	Ortakayıt-70/3 Destek Saçı(30x20x1.5)	1.6	m.tal	0.982
	5160.332	Ortakayıt-70/3 Destek Saçı(30x20x2.0)	2.1	m.tal	1.355
	5199.311	OrtaKayıt-82 Destek Saçı(30x30x1.5)	2.1	m.tal	1.270
	5199.312	OrtaKayıt-82 Destek Saçı(30x30x2.0)	2.7	m.tal	1.600
	5399.222	Kutu Pr. (30x50x2.0)	10.0	m.tal	2.240
	5399.311	Kutu Pr. (30x40x1.5)	2.8	m.tal	1.490
	5399.411	Kutu Pr. (40x40x1.5)	5.5	m.tal	1.680
	5160.511	Kutu Pr. (40x60x1.5)	7.6	m.tal	2.220
	5160.512	Kutu Pr. (40x60x2.0)	9.8	m.tal	2.880
	5399.112	Kutu Pr. (75x15x2.0)	17.7	m.tal	2.580
	51S7.111	Kutu Pr.(10x40x1.5)	2.2	m.tal	1.060
	51S7.112	Kutu Pr.(10x40x2.0)	2.8	m.tal	1.330
	5160.321	Kutu Pr.(10x30x1.5)	1.1	m.tal	0.835
	5399.211	Kutu Pr. (20x38x1.5)	2.9	m.tal	1.260
	5399.212	Kutu Pr. (20x38x2.0)	3.7	m.tal	1.680
	5399.232	Kutu Pr. (50x90x2.0)	60.0	m.tal	4.175
	5199.111	U Profili (2.0)	1.5	m.tal	0.960
	5399.421	(135°) Köşe Dönüş Destek Saçı (1.5)	2.9	m.tal	1.360
	5399.222	Kutu Pr. (30x50x2.0)	10.0	m.tal	2.240